

September 19, 2019

Dear Parents,

Our school year is off to a great start! I have decided to send home a packet of information related to the procedures and routines in my reading classroom. It includes the following information:

- Reading Lexile Levels
- Scholastic book orders
- Word Nerd Routine
- In Class Work "Strive for 5"
- REMIND text messaging app

STRIVE FOR FIVE!

Your child comes to reading class each day and is expected to perform to the best of his or her ability. I will be asking the children to show me *their individual best* as reflected by their attitude, effort and behavior. Just by entering the room with a smile, every child starts class with four points. Depending on what they do with the 40 minutes they are with me, they should strive to go above and beyond to walk out of class with 5 points. If they make the wrong choice(s) as demonstrated by their attitude, effort and/or behavior, they will drop down a point(s). They always have the opportunity to make a positive adjustment and they will move up in points accordingly. I will track their progress daily as "in class work" as one portion of their grades for this class. These points will be entered on the portal for you to see.

REMIND Text Messaging App!

*Periodically, I may want to send important information home in the form of a text message using the Remind program. Remind is a simple way for you to stay informed and up-to-date with what's happening in your child's class. By joining my class on Remind, you're choosing to receive class messages. I will be able to send out a 'blast' text message to all of you to inform you of upcoming events or provide information that would be useful. Joining is totally optional. The app is free but data and message data charges will apply. If you do not have unlimited texting, see your individual phone plan before you sign up. Another great advantage to this app is that you don't have to worry because your phone number will not be shared with the teacher or anyone else in the class. If at any time you choose to be off the list, I have the ability to remove you from the system, you just need to let me know. You also will not be able to respond to these messages. They would simply be informative messages that would be sent out to everyone that signs up from our classroom community. If this is something that you may wish to sign up for please read the step by step directions attached in this packet or go to <https://www.remind.com/join/cichocki5>

Remind Will Be Used For ...

Positive feedback
Test reminders
Upcoming due dates
Reminders about class activities

Remind Will Not Be Used For...

Posting Homework (*Students should be writing their assignments down in their planner*)

Please feel free to email me with any questions, comments or concerns...



9/23/19

Dear Parents

Encouraging reading is one of the most important things we can do to help your child succeed. It can be tough finding the right books to keep them interested, which is why I am sending this letter. I'd like to inform you of your child's Lexile Level

Why is it important to know your child's Lexile measure?

Consider this: A father takes his son to the store to buy some shoes. The salesperson asks, "What kind of shoes do you need?" The father replies, "He needs basketball shoes." As the salesperson leads them to the basketball shoes, he asks, "How old is your son?" The father answers, "He is 12." So the salesperson points to five pairs of shoes on the wall and says, "There are our age 12 basketball shoes."

Not likely, right? We don't buy shoes by age; we buy them by size. A more accurate scenario would involve the salesperson using one of those magical silver devices (called a Brannock Device) to measure the boy's foot and then directing them to shoes in the size that would best fit his foot.

Traditionally, that is how we have matched students and books. We discover that a student likes science fiction books and is 9 years old or in fourth grade and so she is given "fourth grade science fiction" to read. What, however, if that fourth grader's reading ability is far higher than the "average" student her age? Or what if she has faced some challenges and, while she still loves science fiction, isn't quite ready for the books she is given to read? Like the boy's age 12 basketball shoes, the text simply doesn't fit the student.

Research has shown that readers make the most progress and develop lifelong reading enjoyment when they are given books that match their reading level instead of books that are too challenging, thus resulting in frustration.

The Lexile Framework® for Reading (www.Lexile.com) provides a common scale for matching reader ability and text difficulty, allowing easy monitoring of student progress. Lexile® measures allow teachers and parents the confidence to choose materials that will improve student reading skills across the curriculum and at home. As a result, students read materials that are appropriately challenging, comprehend the content they are reading and build stronger literacy skills.

A student's Lexile range spans from 100L below to 50L above his or her Lexile measure.

- A student reading a text more than 50 Lexile points above his score will struggle with comprehension and perhaps find the text too challenging.

- A text that is **100 points or more points below** the student will be too easy and probably boring for the student. Your fourth grader should "stretch" to read a certain proportion of texts from the next higher text complexity band noted in red.

Grade Band	Current Lexile Band	"Stretch" Lexile Band*
K-1	N/A	N/A
2-3	450L-725L	420L-820L
4-5	645L-845L	740L-1010L
6-8	860L-1010L	925L-1185L
9-10	960L-1115L	1050L-1335L
11-CCR	1070L-1220L	1185L-1385L

Did you know that Lexile levels are listed next to the book selections in the book club order form flyers?

Your child's **Lexile level** was obtained from Parkdale's **May 2019 Aimsweb** testing. Higher Lexile measures represent a higher level of reading ability. A Lexile reader measure can range from below 200L for emergent readers to above 1600L for advanced readers. A book, article or piece of text gets a **Lexile text measure** when it's analyzed by MetaMetrics. For example, the first "Harry Potter" book measures 880L, so it's called an 880 Lexile book.

There are several **websites** you can use to search for books for your child by Lexile Level:

<http://www.scholastic.com/bookwizard/>

<http://www.lexile.com/findabook/>

There are also some **apps** that allow smartphones with cameras to scan ISBN numbers on the back of books which identify Lexile levels of books.

- **"Find a Book"** Mobile Beta App. Available in the Android marketplace <http://bit.ly/Qk9Yqi>
- **The Book Retriever** App Available on iPhones, <http://goo.gl/cwkMSw>
- **Level It Books** App for iPhone, Ipod Touch and iPad <http://goo.gl/p2sZo>

Lexile Measures Help Readers Grow, and Help Parents and Teachers Know

The reading abilities of young people in the same grade at school can vary just as much as their shoe sizes. When a Lexile text measure matches a Lexile reader measure, this is called a "targeted" reading experience. The reader will likely encounter some level of difficulty with the text, but not enough to get frustrated. **This is the best way to grow as a reader—with text that's not too hard but not too easy.**

When you look at your child's Lexile measure, try not to focus on the exact number. Instead, consider a reading range around the number. Your child's Lexile range, or reading comprehension "sweet spot," is from 100L below to 50L above his or her reported Lexile measure. Use this Lexile range when selecting books from the book club flyers. Don't be afraid to look at books above and below your child's Lexile range. Just know that he or she might find these books particularly challenging or simple.

If your child is interested in reading material above his or her Lexile range, ask him or her to keep track of unknown words, and look them up together as word collectors! Or you may consider taking turns reading aloud to each other to chop up the reading experience into smaller portions. Likewise, you can reward students with books that fall below his or her Lexile range for an easier reading experience.

As you are already aware, I encourage all the children to read for a minimum of 20 minutes per day or 100 minutes per week

Thank you for your continued investment as we both encourage a love of lifelong reading

Mrs. Cichocki

A handwritten signature in black ink that reads "Mrs. Cichocki". The signature is written in a cursive style with a large initial "M" and a distinct "C".

Mrs. Achochi's Reading Class
9/18/19

Word Nerd

The goal this year is to **Pump Up Our Word Power** and become a Word Nerd!

1. **Read, read, read.** Reading is the most effective — and enjoyable — way to build vocabulary.
2. **Expand your horizons.** To build a strong vocabulary, you need to read widely. Venture beyond the familiar and the easy. Try something new and challenging. Take risks.
3. **Make it fun.** You won't learn anything when you're frustrated or bored. Don't force yourself to read something you don't like. Read what interests you. Let your curiosity be your guide. Talk about what you're reading with others.
4. **Always look for words you don't know.** This is extremely important. People tend to skip over or read around unfamiliar words. As a vocabulary builder, your job is to be on the lookout for unfamiliar words. Challenge yourself to find at least one new word every time you read.
5. **Use a dictionary.** Whenever you see an unfamiliar word, it's essential that you look it up. Keep a dictionary handy while you read so you can look up words right away. Or you can jot them down on a piece of paper (with the page number so you can find them again) and look them up later.

Remember, words are the key to knowledge, and knowledge is the key to success. Every word you add to your vocabulary broadens your understanding of the world, improves your comprehension of what you hear and read, and sharpens your ability to express your ideas with greater confidence and style. Students will develop a genuine curiosity for and interest in new and unique words by expanding their vocabulary on a daily basis. By playing with words, word patterns, word families, prefixes, suffixes, and so on, students hone their knowledge of words and increase their speaking and writing skills.

The WORD NERD routine

Each day the students are introduced to a new vocabulary word. I model the definition, synonyms and I use it in an original sentence in a small strip of paper. Students then paste it into their own notebook and craft their own original sentence(s). Eventually as the year moves forward, we progress from sentences to paragraphs. Embedded into our Word Nerd Expert daily journal writing, we use students' own writing as models for discussion and practice of basic grammar, usage and mechanics. Students are much more interested in learning from one another than from isolated practice worksheets. They also LOVE to show off their expressive, fluent voices when using the microphone! The mini lessons transfer into students' speaking, thinking, reading, and writing. I believe this approach allows students to implement and master the lessons on punctuation, usage, and sentence structure in an authentic context. I invite students to make grammatical choices and stretch their sentences to include vivid imagery when they write in their Word Nerd Expert Journal. Throughout the year, I will ask the students to share their Word Nerd Expert Journal with you and invite you to add positive encouraging comments to them!

frantic (adjective)

Definition: desperate or wild with excitement, passion, fear, pain. An action that is conducted in a hurried and chaotic way, typically because of the need to act quickly.

My entry: Earl E. Bird entered the MS on Monday with a smile. His grin was quickly erased when he couldn't open his locker. He spent the whole weekend memorizing the combination. More and more kids were arriving and soon he noticed that they were well on their way to homeroom with all their supplies. Earl became worked up. He **frantically** spun the locker combination one more time and finally it opened. At least he would not get a penalty for being late to homeroom.

Synonyms: distraught, frenzied, furious, hectic, in a tizzy, out of control, shook up, wild, worked up



Sign up for important updates from Mrs. Cichocki.

Get information for East Aurora right on your phone—not on handouts.

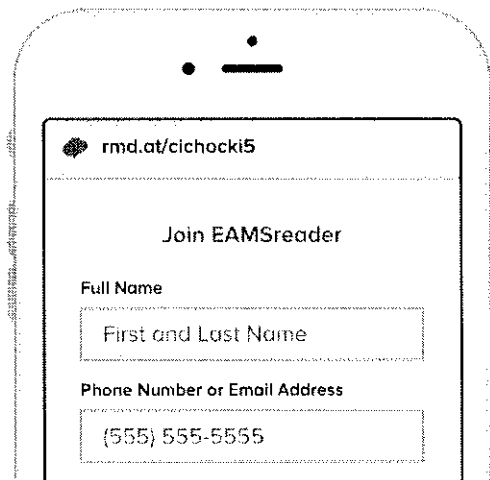
Pick a way to receive messages for EAMSreader:

A If you have a smartphone, get push notifications.

On your iPhone or Android phone, open your web browser and go to the following link:

rmd.at/cichocki5

Follow the instructions to sign up for Remind. You'll be prompted to download the mobile app.




B If you don't have a smartphone, get text notifications.

Text the message @cichocki5 to the number 81010.

If you're having trouble with 81010, try texting @cichocki5 to (754) 333-6861.

** Standard text message rates apply.*



Don't have a mobile phone? Go to rmd.at/cichocki5 on a desktop computer to sign up for email notifications.

Our Class Loves to Read!








Dear Families,

Help your child be part of our reading fun each month and get the skills to succeed in school and in life.

When you order from the attached Scholastic Book Clubs flyer, you are also supporting our class with FREE Books!

Mrs. Cichocki Gr.5

Your Child's Teacher



Place Your Order By:

3rd Friday of the month

CLASS ORDER DUE DATE

Online: scholastic.com/bookclubs

Use Our Class Code:

L9NDJ

Or click "Find Your Teacher" and choose me.

Choose your books, pay with credit card or PayPal, and submit your order.

Scholastic Book Clubs Paper Flyer:

Choose your books, fill out the order form, and return to me with a check made out to Scholastic Book Clubs.

Your books will come to our class, and I'll hand them out for your child to take home.

Favorite Book from My Childhood Sweepstakes

Learn how you could win a collection of ten books that you'll remember and your child will love!
scholastic.com/clubcontests